

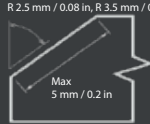


B-Dock

Compatible with B10 Electra and B15 Electra





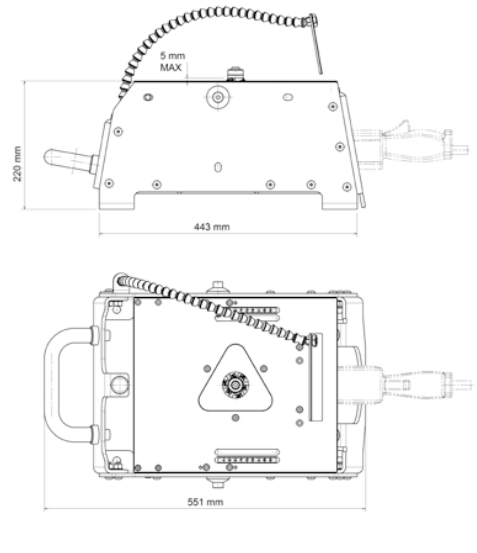
Dock station B-Dock enables the B-Line Machine (B10, B15 Electra) to be used stationary. It is designed for beveling small workpieces which would be hard or impossible to clamp and bevel the standard way. The system retains all advantages of the hand-held B-Line Machines (B10, B15 Electra). The B-dock system makes it possible to bevel irregular shapes, straight workpieces and holes. Radiused edges are also possible with the radius milling head. Specialty guide attachments and an easy, vertical worktable adjustment allow for beveling of pipe and tube.

By purchasing the set B-Dock + B10 or B15 Electra you are getting a universal beveling system.

- Tilting table for easy attachment of B10, B15 Electra
- Vertical position of the table for convenient pipe beveling
- Straight edge and pipe guide attachments included in the price
- Adjustable protection shield increases work safety
- Robust design for precision beveling and durability of the B-dock
- The Hardox work surface is wear resistant
- Light weight system is easy to transport
- Can be used with B15 Electra or B10 Electra machines

Technical data:

Bevel angle: see previous page (technical date for B10, B15 Electra)
 Bevel width: 0 to 5mm / 0 to 0.2 in
 Rounding app: see previous page (technical date for B10, B15 Electra)
 Motor: see previous page (technical date for B10, B15 Electra)
 RPM: see previous page (technical date for manual)
 Feed: manual
 Weight: 28kg / 62 lb
 Dimensions: 443 x 368 x 220mm / 17,5 x 14,5 x 8



Included in price:

- Dock station B-dock (without bevelling machine)
- Tools for an operator
- Packed in a cardboard box
- Manual

Machine name:

The Beveling System B-Dock (without bevelling machine)	Art. Nr. 25350
--	--------------------------

Accessories:

Head cover for radius heads	Art. Nr. 25350.6RT
Protection felt plug (for B10 Electra only)	25315

Cost effective sets, see page 20-21




Pipe beveling attachment



Straight edge beveling guide



Protection felt plug



Head cover

